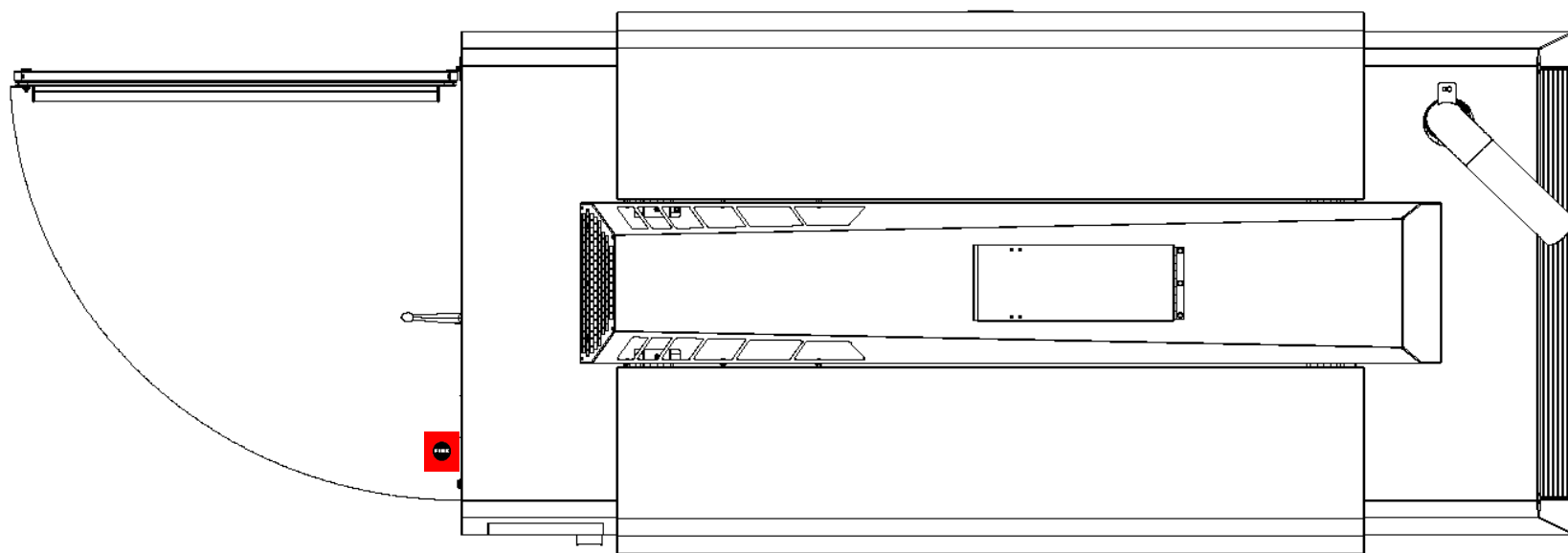
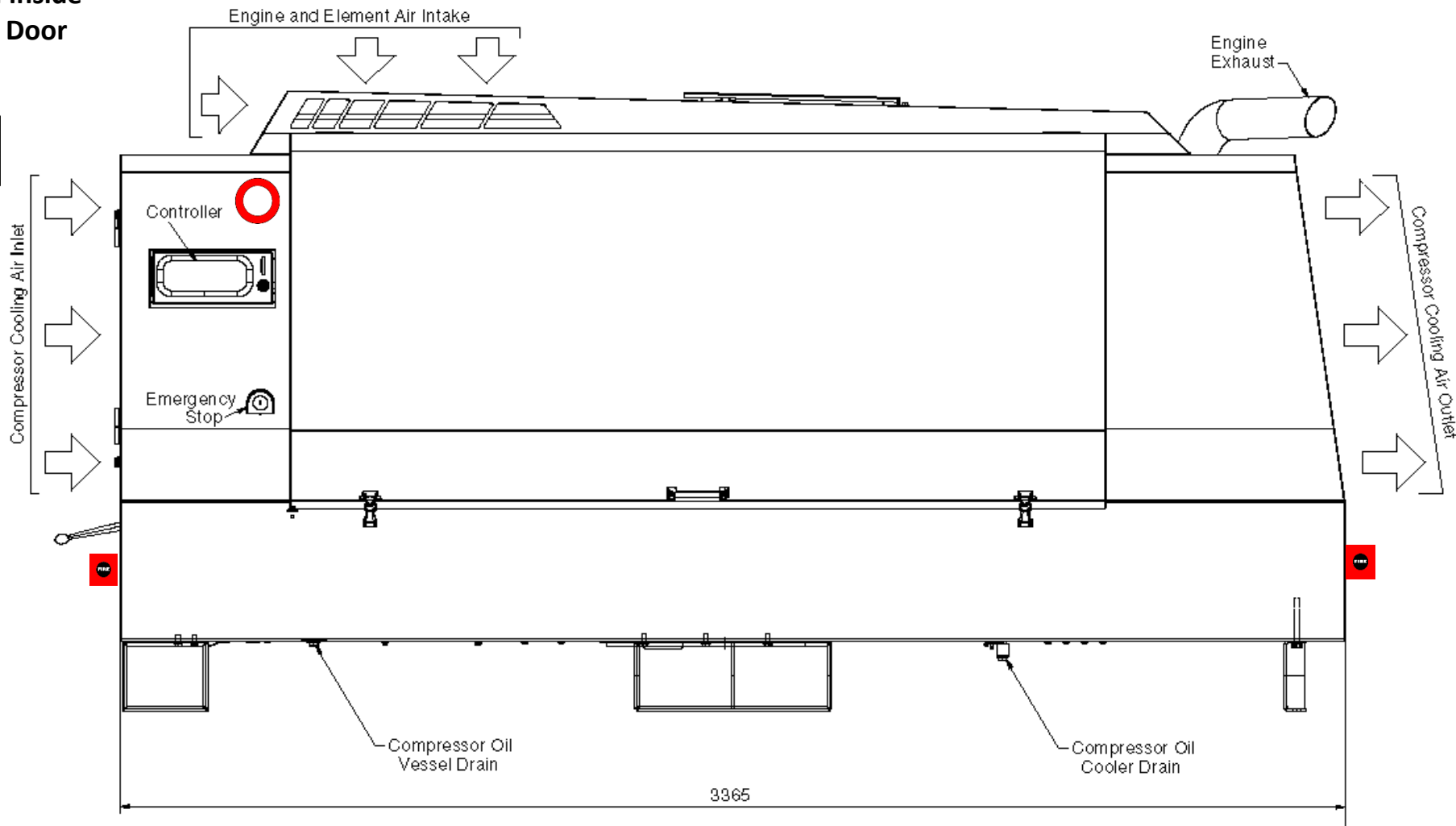



XATS-800

**Control Panel
located inside
Service Door**



Internal Dimensions : 2365(L) x 1681(W) x 1550(H)

Notes:

- 1 Dimensions are in MM
- 2 Mounting of FirePro unit See drawing XATS-800-2
- 3 Mounting of Control Panel See Drawing XATS-800-3

Components :



Manual Actuator



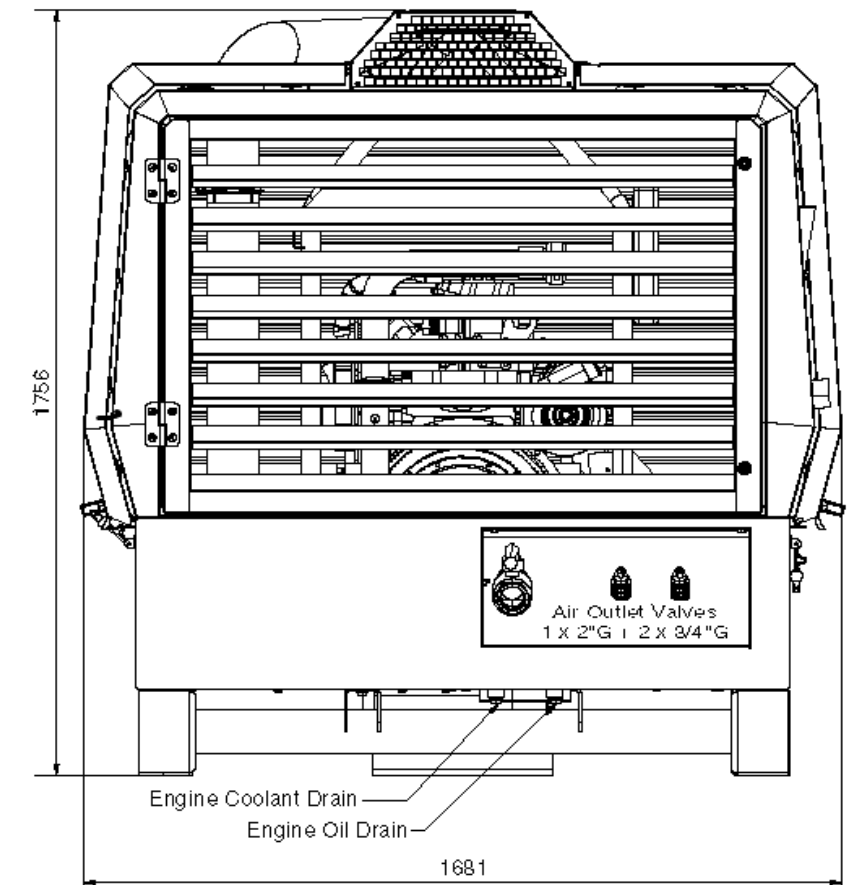
Siren Strobe



VSS Control Panel




FirePro Aerosol Generator - FP-0500S

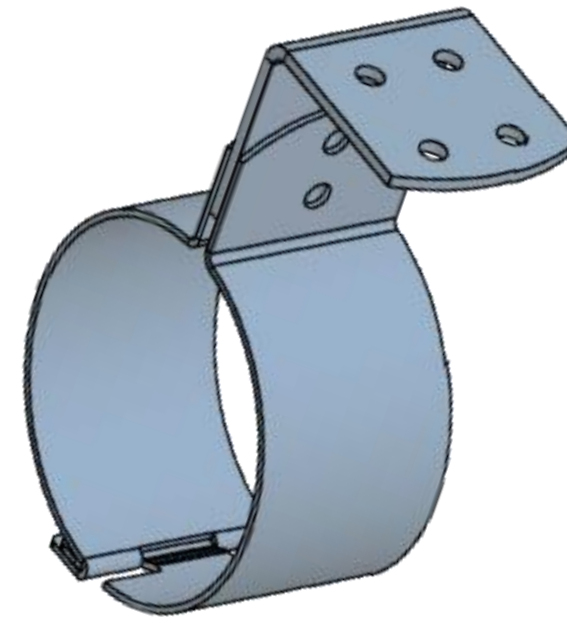


FIRE SAFETY EQUIPMENT PTY LTD				
Drawn By PM	Approved By	Title	Drawing No	Rev.
Scale No	Date 15-10-19	Atlas Copco PTS-800 FirePro System General Arrangement	XATS-800-1	A

XATS-800



INSTALLED VIEW



Standard FirePro Bracket

Notes:

- 1 Bracket Material - Mild Steel Bar 40 x 10mm - Painted
- 2 Dimensions are in MM
- 3 Holes in Bracket are for M8 Bolts
- 4 Mount Standard FirePro Bracket as shown

FIRE SAFETY EQUIPMENT PTY LTD					
Drawn By	Approved By	Title		Drawing No	Rev.
PM		Atlas Copco PTS-800 FirePro System General Arrangement		XATS-800-2	A
Scale	Date				
No	15-10-19				

INSTALLED VIEW

SIDE VIEW

TOP VIEW



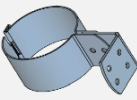



















Notes:

- 1 Dimensions are in MM
- 2 2 Brackets are required for each unit
- 3
- 4

FIRE SAFETY EQUIPMENT PTY LTD				
Drawn By	Approved By	Title	Drawing No	Rev.
PM		Atlas Copco PTS-800 FirePro System General Arrangement	XATS-800-3	A
Scale	Date			
No	15-10-19			

XATS-800

BILL OF MATERIALS

Part No	Qty	Description	Part No	Qty	Description
FP-0500S	2	 500g SS Aerosol Generator	FP-08860	1	 Shutdown Module - to suit 8451
FP-06200	4	 HD SS Bracket to suit 100 - 500	FP-08872	1	 Battery Backup Module 12-24vDC NiMH
FP-08800	1	 FirePro Test Module	FP-14053	2	 External Actuator Switch with Bracket
FP-06920	1	 Dust Seals – to suit 100-500	FP-14016	1	 Battery cable connection x 3m with 5A Fuse 2 Pin Male Deutsch Plug and Ballery Terminal Connectors
FP-08451	1	 Control Panel - FirePro detection and Activation Panel	FP-09500	30	 Cable 2 core 0.75mm Shielded FR x 1m
FP-08918	1	 Splitter Cable, Red, No TVS	FP-08825	1	 Thermal Fuse with Coupling
DP-3010	2	 Deutsch Plug – 3 Pin Male, c/w pins and heatshrink to suit	FP-08940	1	 Siren / Strobe with EOL diode Installed
DP-3020	2	 Deutsch Plug – 3 Pin Female, c/w pins and heatshrink to suit	FP-09510-08	1	 Linear Heat Detection 180deg C Cable x 8m with 2 pin Deutsch Plugs fitted
DP-2010	4	 Deutsch Plug – 2 Pin Male, c/w pins and heatshrink to suit	Misc	16	 P-clips to suit FP-09510 LHD
DP-2020	4	 Deutsch Plug – 2 Pin Female, c/w pins and heatshrink to suit	FP-08961	1	 Sign - System Warning Vinyl - Vehicle
FP-08945	1	 WaterProof Enclosure for Control Panel	FP-08950	2	 End of Line Resistor

FIRE SAFETY EQUIPMENT PTY LTD				
Drawn By PM	Approved By	Title	Drawing No	Rev.
Scale No	Date 15-10-19	Atlas Copco PTS-800 FirePro System General Arrangement	XATS-800-4	A