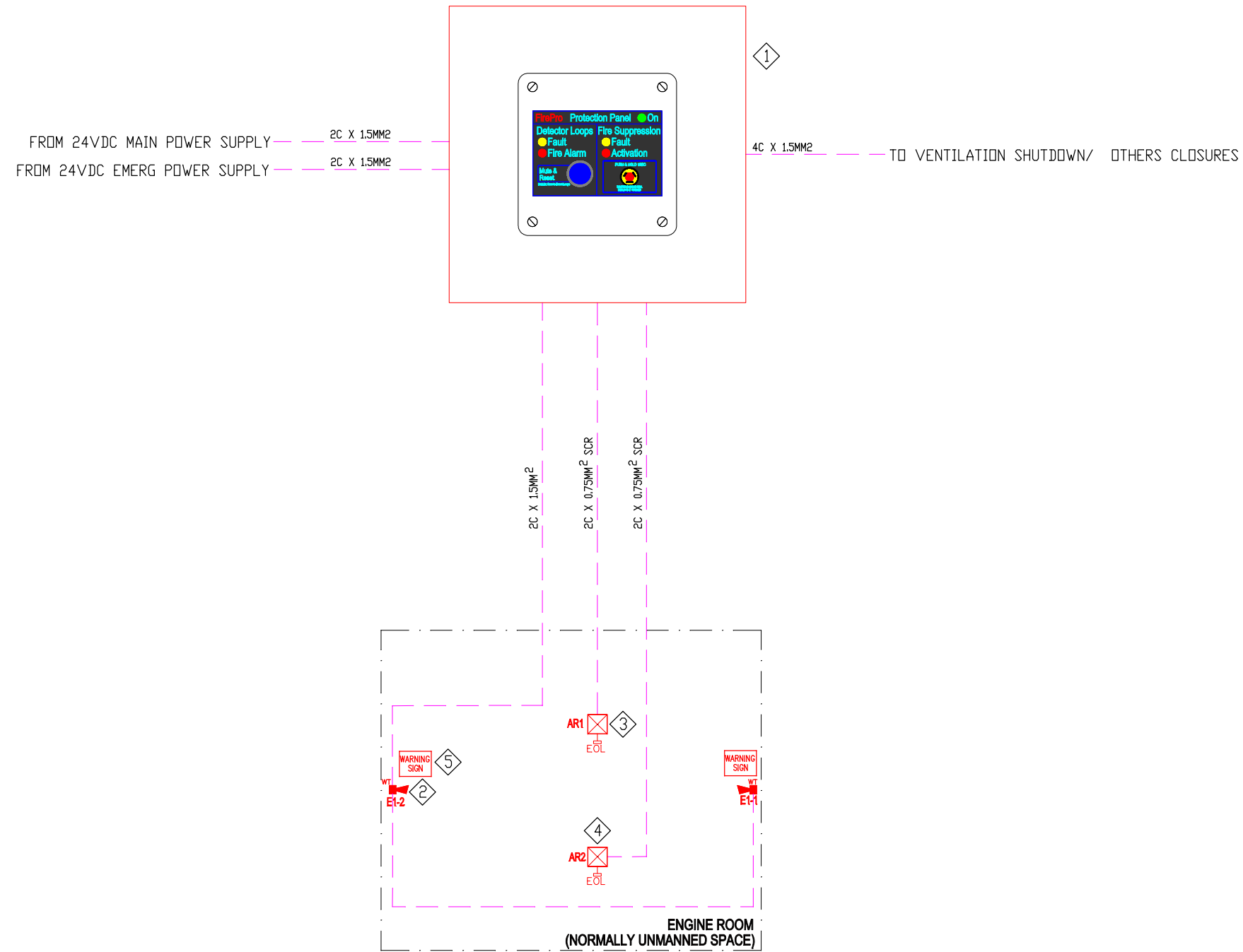


AEROSOL (RELEASE & STATUS) CONTROL PANEL (150 X 150 X 150mm)



ITEM	DESCRIPTION	STOCK CODE	QTY
①	AEROSOL (RELEASE & STATUS) CONTROL PANEL C/W RELEASE BUTTON	AR-00070	1 NDS
②	ALARM SOUNDER AND BLUE BEACON 24VDC, WT	FA-00553	2 NDS
③	AEROSOL GENERATOR 5700 GRAMS	AR-00001	1 NDS
④	AEROSOL GENERATOR 2000 GRAMS	AR-00003	1 NDS
⑤	WARNING SIGN	AR-00090	2 NDS

LEGEND:

- MARINE APPROVED FIRE RESISTANT CABLE TO IEC60331 OR EQUAL
- EOL END OF LINE MONITORING DIODE

DESIGN SPECIFICATION

1. DESIGN SPECIFICATION FOR CONTROL, ACTIVATION AND ALARMS ARE AS PER MCA RULES, ASMA AND SOLAS 74, AS AMENDED, CHAP II2
2. SYSTEM IS DESIGNED IN ACCORDANCE TO IMO MSC/CIRC.1007 AND IMO MSC.1/CIRC.1270.
3. DISCHARGE DURATION = 15-20 SECONDS
4. MINIMUM HOLDING TIME = 15 MIN
5. AMBIENT TEMPERATURE = 0-55°C

ELECTRICAL SPECIFICATION

1. CABLE STANDARDS TO IEC 60331 OR EQUAL (FIRE RESISTANT, SHEILDDED, ARMoured)
2. GENERATOR CABLES ARE LINE MONITORED

INSTALLATION INFORMATION

1. MAX HEIGHT OF INSTALLATION = 5M
2. MAXIMUM CLEARANCE FROM PERSON/ESCAPE ROUTES = 1.8M
3. PROJECTION = VERTICAL DOWNWARDS
4. MIN CLEARANCE FROM COMBUSTIBLE MATERIALS = 0.8M

CALCULATION (SEE CALCULATION SHEET FOR DETAILS)

GROSS VOLUME = 43.00M³
 NETT VOLUME = 36.55M³

NUMBERS OF AEROSOL GENERATOR USED

- 1 X FP5700 FOR ENGINE ROOM
- 1 X FP2000 FOR ENGINE ROOM

REV	DESCRIPTION OF SUBMISSION/ALTERATION	DATE	DRAWN	DATE	APPROVED
0	FOR AMSA	25/05/16	VASU	25/05/16	ELANGO

SCALE:	HULL NO:	PROJECT:
N.T.S.	375	15M LINE HANDLER
DWG SIZE:	JOB NO:	DRAWING TITLE:
A3	EPAS-J00138	AEROSOL SCHEMATIC DRAWING
© COPYRIGHT		SHIP BUILDER:
THE ORIGINAL AND ALL COPIES OF THIS DRAWING TOGETHER WITH THE COPYRIGHT THEREOF ARE THE SOLE PROPERTY OF EPAS FIRE PROTECTION PTE LTD		Strategic Marine NO:12 Dang Xuyen Industrial Zone, Rach Dua Ward Vung Tau City, Ba Ria - Vung Tau, Vietnam

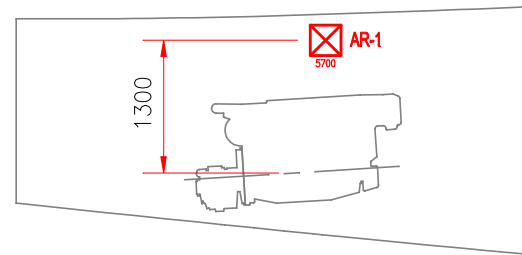
VENDOR:

EPAS Fire Protection Pte Ltd

3 Ang Mo Kio Street 62, #04-26 Link @ AMK, Singapore 569139
 Tel: (65) 6255 1581, Fax: (65) 6255 1589, Email: sales@epasfire.com

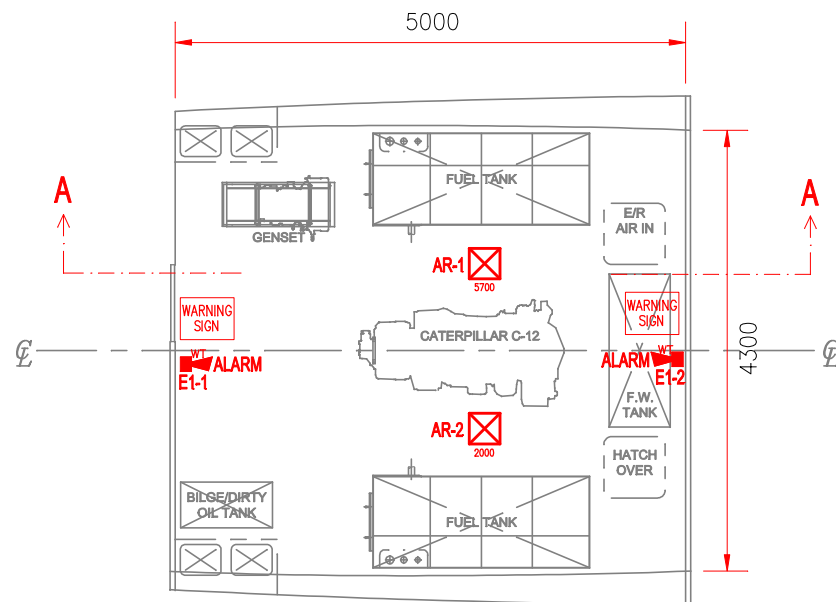
DRG. NO.: EPAS-J00138-002

REV: 0



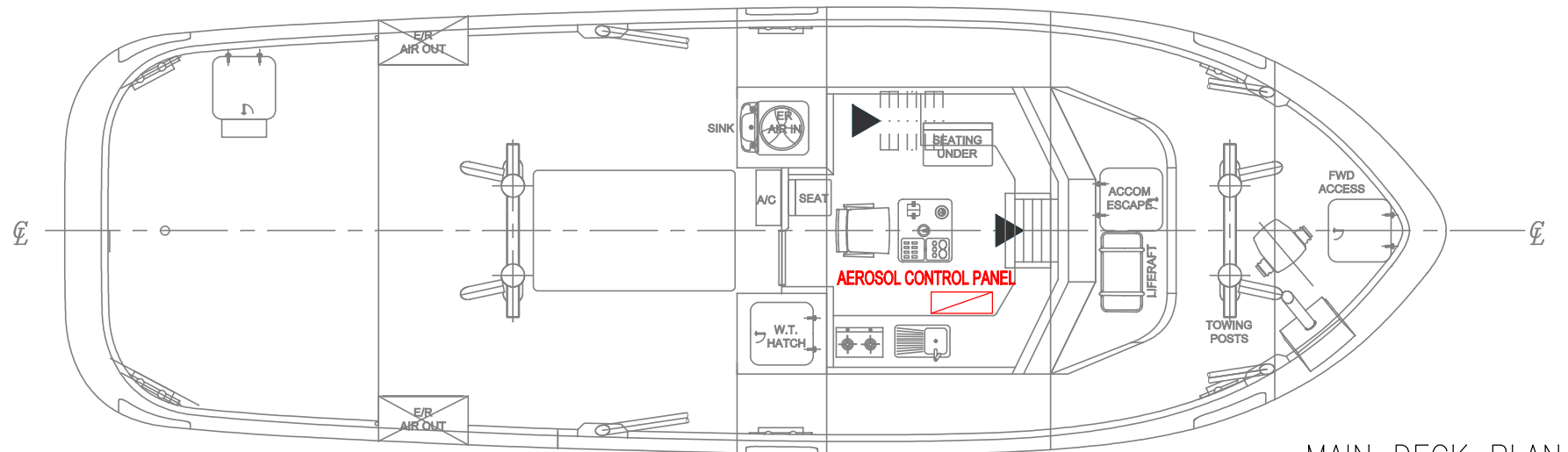
6 7 8 9 10 11 12 13 14 15 16

ENGINE ROOM SECTION "A" VIEW





6 7 8 9 10 11 12 13 14 15 16

ENGINE ROOM



FRAME 0 1 2 3 4 5 6 7 8 9 10 11 12 13 14 15 16 17 18 19 20 21 22 23 24 25 26 27 28 29 30

MAIN DECK PLAN

				SCALE: 1:100	HULL NO: 375	PROJECT: 15M LINE HANDLER	VENDOR:  EPAS Fire Protection Pte Ltd	
				DWG SIZE: A3	JOB NO: EPAS-J00138	DRAWING TITLE: AEROSOL LAYOUT DRAWING		
0	FOR AMSA	25/05/16	VASU	25/05/16	ELANGO	SHIP BUILDER:  Strategic Marine NO:12 Dong Xuyen Industrial Zone, Rach Dua Ward Vung Tau City, Ba Ria - Vung Tau, Vietnam		DRG. NO.: EPAS-J00138-003
REV	DESCRIPTION OF SUBMISSION/ALTERATION	DATE	DRAWN	DATE	APPROVED	© COPYRIGHT THE ORIGINAL AND ALL COPIES OF THIS DRAWING TOGETHER WITH THE COPYRIGHT THEREOF ARE THE SOLE PROPERTY OF EPAS FIRE PROTECTION PTE LTD		REV: 0