

## BANSHEE EXCEL LITE

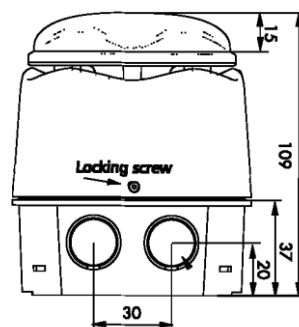
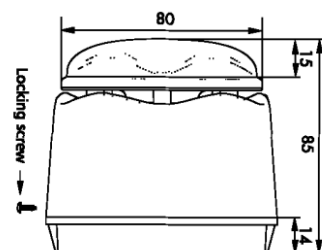
The BANSHEE EXCELL LITE combines a multi-tone sounder and strobe. It is suitable for installation in internal or external locations.

### Features :

- Robust design
- Low current consumption
- Easy to install
- Xenon beacon technology
- Maximum 110 dB(A) at 1 m (dependent on tone selected)
- 32 user-selectable tones

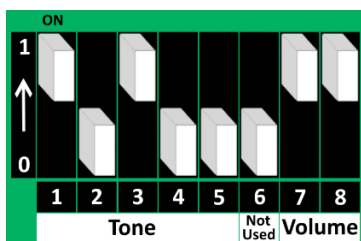
### Specifications

Voltage:	9 – 30vDC	
Current:	12v - Max 60mA	24v - Max 39mA
Sound Output:	101dB(A)	
Beacon:	0.7j	
Flash Rate:	60/min (1Hz)	
Temperature:	-20 C to +55 C	
IP Rating:	FP-08940 – IP 45	FP-08941 – IP 66



### Switch Bank

No.	DIL SW 1 2 3 4 5 6 7 8	Description
<b>Tone Selection</b>		
1	1 0 1 0 0 ● ● ●	Medium Sweep
2	0 0 1 1 0 ● ● ●	Fast Sweep
3	0 1 0 0 1 ● ● ●	Slow Whoop
4	1 0 1 0 1 ● ● ●	Australian Alert Signal
5	0 1 1 0 1 ● ● ●	Australian Evacuation Signal
6	1 0 1 1 1 ● ● ●	Yodel
<b>Sounder Volume</b>		
7	● ● ● ● ● 1 1	Max Volume
8	● ● ● ● ● 1 0	Less 10 dBA
9	● ● ● ● ● 0 0	Min Volume – Less 20 dBA



### WIRING

